



▶ ROOFING

If the problem is the rain or if you need a solid support to the lighting system, Selvoline® roof systems are ideal for all stages.



EASY COVER

- MATERIAL: HIGH QUALITY STEEL AND ALUMINIUM
- SIZES: 4 x 6 m - 6 x 6 m
4 x 8 m - 6 x 8 m



SPRINT COVER

- MATERIAL: HIGH TENSILE STEEL AND ALUMINIUM
- SIZES: 6.20 x 8.50 m
8.20 x 10.50 m - 8.20 x 12.50 m
10.20 x 10.50 m - 10.20 x 12.50 m



STRONG COVER

- MATERIAL: HIGH TENSILE STEEL AND ALUMINIUM
- SIZES:
10.73 x 12.80 m - 13.76 x 15.26 m



POWER COVER

- MATERIAL: HIGH QUALITY STEEL AND ALUMINIUM
- SIZE: 15.50 x 13 m
- MOTORISED LIFTING SYSTEM WITH PULLEYS
(2,500 kg each)



PORTAL

- MATERIAL: HIGH TENSILE STEEL AND ALUMINIUM
- LARGE PORTALS ARE BUILT USING THE COMPONENTS
OF SPRINT / STRONG COVERS

**TECHNICAL SPECIFICATIONS AND ASSEMBLY INSTRUCTIONS
ARE AVAILABLE FOR EACH ROOF SYSTEM**

THE ABOVE-MENTIONED PRODUCTS ARE ALWAYS AVAILABLE IN STOCK
ESTIMATED DELIVERY FOR CUSTOM PROJECTS: 90/150 DAYS

EASY COVER



The stage in this picture is for illustrative purposes only and is sold separately

The Easy cover is designed to fit the standard modules of Selvoline® stages. Besides being installed on stages of the same size, this cover is mainly combined to wider stages.

Artists can perform outdoors in case of bad weather and their expensive equipment will be perfectly protected.

Available sizes: 4 x 6 m (front), 4 x 8 m (front), 6 x 6 m (front), 6 x 8 m (front).

Reduced size and light weight facilitate transport and storage.

REFERENCE REGULATION

Selvoline® roof systems are designed and manufactured in compliance with the following current regulations:

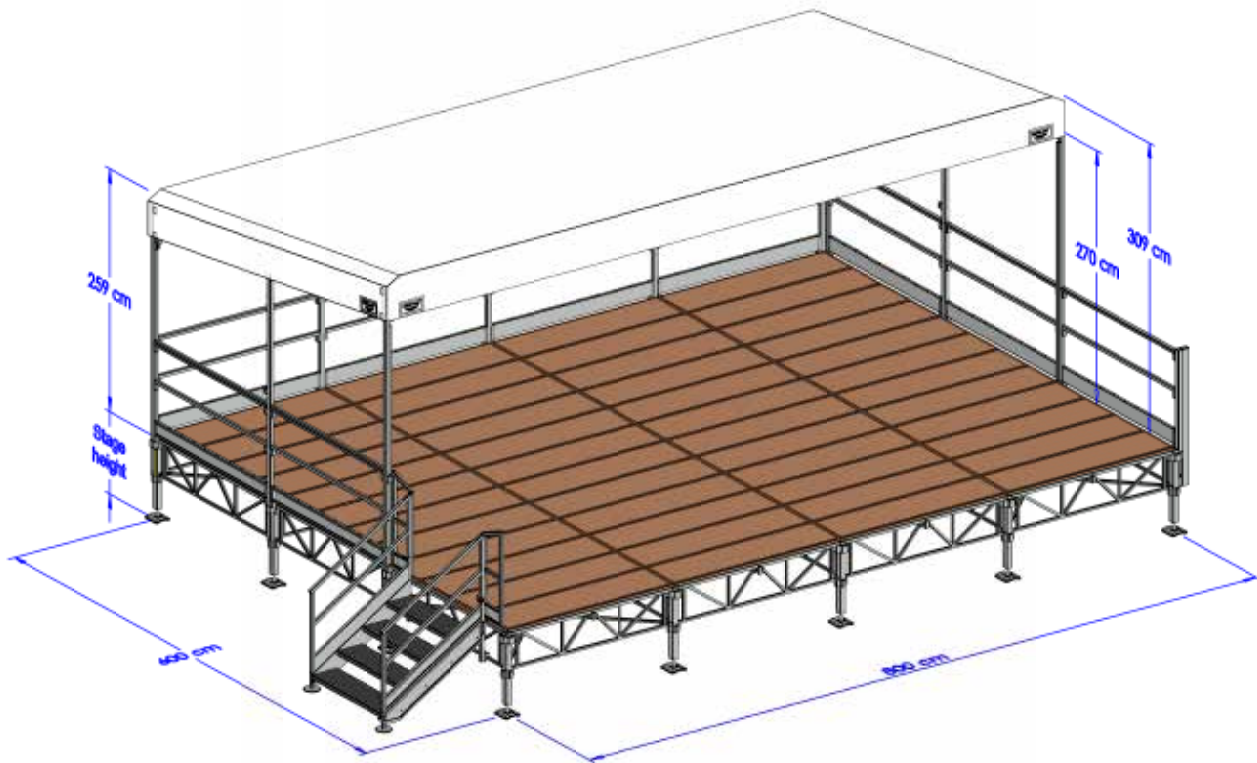
- Italian Ministerial Decree of 17 January 2018 (NTC 2018) "Technical standards for construction";
- EN 13782 "Temporary structures - Tents - Safety".

Selvolina complies with the following requirements as provided for by current regulations:

- our company is certified **ISO 9001; ISO 3834-2; EN 1090-1** for the **CE** marking to our products (EXC3);
- our company is qualified as a **Steel Processing Centre** by the Central **Technical Service**;
- our products come complete with: drawing of the whole structure, technical report signed by a qualified technician including a test of wind resistance value of 28 m/s and of suspended loads on the front beam of 30 kg/m, **declaration of conformity, declaration of performance (DoP)** with **CE label** and **use and maintenance manual** with assembly steps and spare parts manual, which contains the details of the inspections required.

TECHNICAL SPECIFICATIONS

- High quality hot-dip galvanized steel structure.
- **4 x 6 m - 4 x 8 m**: front load-bearing pillar height: **3.10 m** - rear load-bearing pillar height: **2.60 m** (this difference in height creates a sloping roof for rainwater draining).
- **6 x 6 m - 6 x 8 m**: front load-bearing pillar height: **3.35 m** - rear load-bearing pillar height: **2.60 m**. (this difference in height creates a sloping roof for rainwater draining).
- Front, rear and side beams are designed to bear the weight of the lighting system.
- Perimeter beams are anchored to the load-bearing pillars with an interlocking system and stiffened with 4 corner brackets.
- Class 2 flameproof PVC tarpaulin is supported by natural anticorrosional aluminium alloy tubes. The tarpaulin lays on front and rear beams and is fixed to the structure with a rope passing through eyelets.
- Ballasting is carried out by inserting the pillars into bushes, which are then locked with pins.
- Documents: **technical report**, declaration of conformity, declaration of performance (DoP) with **CE label** and **use and maintenance manual**.



Easy Cover 4 x 6 m



Easy Cover 6 x 8 m

SPRINT COVER

SELF-INSTALLING - INDEPENDENT OF THE STAGE



The stage in this picture is for illustrative purposes only and is sold separately

Fully-independent, self-installing structure. Innovative for its easy use and assembly, quality of materials, reduced size and light weight.

Pillars in natural anticorrosive aluminium alloy (extrusion: Selvoline® design). Tarpaulin supporting tubes in natural anticorrosive aluminium alloy (extrusion: Selvoline® design). Perimeter and central (if any) beams in high tensile steel coated with special anti-corrosion treatments.

Fixing system: interlocking and/or bayonet.

Pillars, fixed to front and rear beams, can be used as portals.

Standard sizes: 6.20 x 8.50 m - 8.20 x 10.50 m - 8.20 x 12.50 m - 10.20 x 10.50 m - 10.20 x 12.50 m

REFERENCE REGULATION

Selvoline® roof systems are designed and manufactured in compliance with the following current regulations:

- Italian Ministerial Decree of 17 January 2018 (NTC 2018) "Technical standards for construction";
- EN 13782 "Temporary structures - Tents - Safety".

Selvolina complies with the following requirements as provided for by current regulations:

- our company is certified **ISO 9001; ISO 3834-2; EN 1090-1** for the **CE** marking to our products (EXC3);
- our company is qualified as a **Steel Processing Centre** by the Central Technical Service;
- our products come complete with: drawing of the whole structure, **technical report** signed by a qualified technician including a test of wind resistance value of 28 m/s and of suspended loads on the front beam of 30 kg/m, **declaration of conformity, declaration of performance** (DoP) with **CE** label and **use and maintenance manual** with assembly steps and spare parts manual, which contains the details of the inspections required.

Projects of Sprint covers



SPRINT COVER

6.20 x 8.50 m

SELF-INSTALLING - INDEPENDENT OF THE STAGE

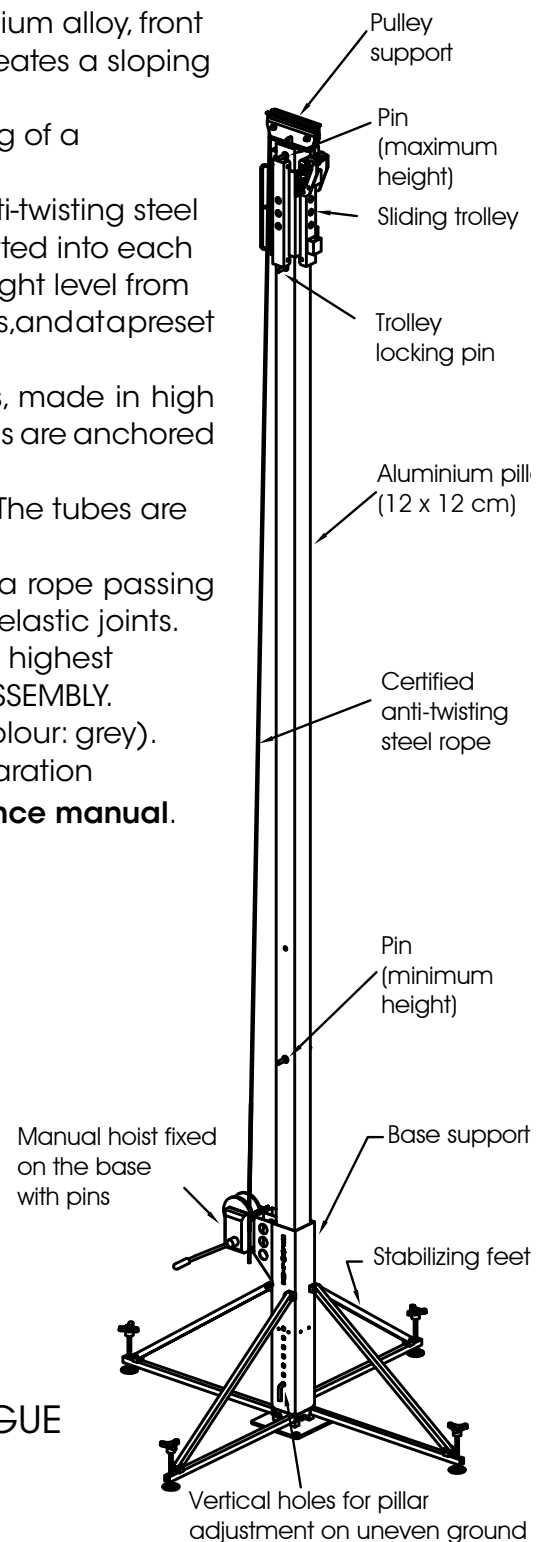
TECHNICAL SPECIFICATIONS

Metal load-bearing structure made of:

- 4 steel BASE SUPPORTS with vertical holes for aluminium pillar adjustment on uneven or sloping ground.
The supports are fitted with stabilizing feet.
- MANUAL HOIST (capacity: 900 kg) fixed on each base with pins.
- 4 LOAD-BEARING PILLARS, made of natural anticorodal aluminium alloy, front height: 5.50 m, rear height: 5.00 m. This difference in height creates a sloping roof for rainwater draining.
A pulley support is fixed on the top of each pillar for the sliding of a LIFTING ROPE.
- 4 SLIDING steel TROLLEYS linked to the hoist with a certified anti-twisting steel ROPE, whose function is to lift or lower the ROOF. The pins inserted into each pillar make it possible to position the trolley at a minimum height level from the ground, which is useful when assembling the roof components, and at a preset maximum height (for shows performed on the stage below).
- Triangular-section front and rear beams and flat side beams, made in high tensile steel to bear the weight of the lighting system. The beams are anchored to 4 lifting trolleys with a bayonet locking system and pins.
- TARPAULIN SUPPORTING TUBES in anticorodal aluminium alloy. The tubes are laid on the front and rear beams and locked with pins.
- Class 2 flameproof PVC TARPAULIN fixed to the structure with a rope passing through eyelets. For short events, tarpaulins can be fixed with elastic joints.
- High tensile steel and anticorodal aluminium alloy ensure the highest resistance and lightness. Easy and quick ASSEMBLY and DISASSEMBLY.
- Protective treatment: sandblasting + metalizing + painting (colour: grey).
- Documents: **technical report**, declaration of conformity, declaration of performance (DoP) with **CE label** and **use and maintenance manual**.

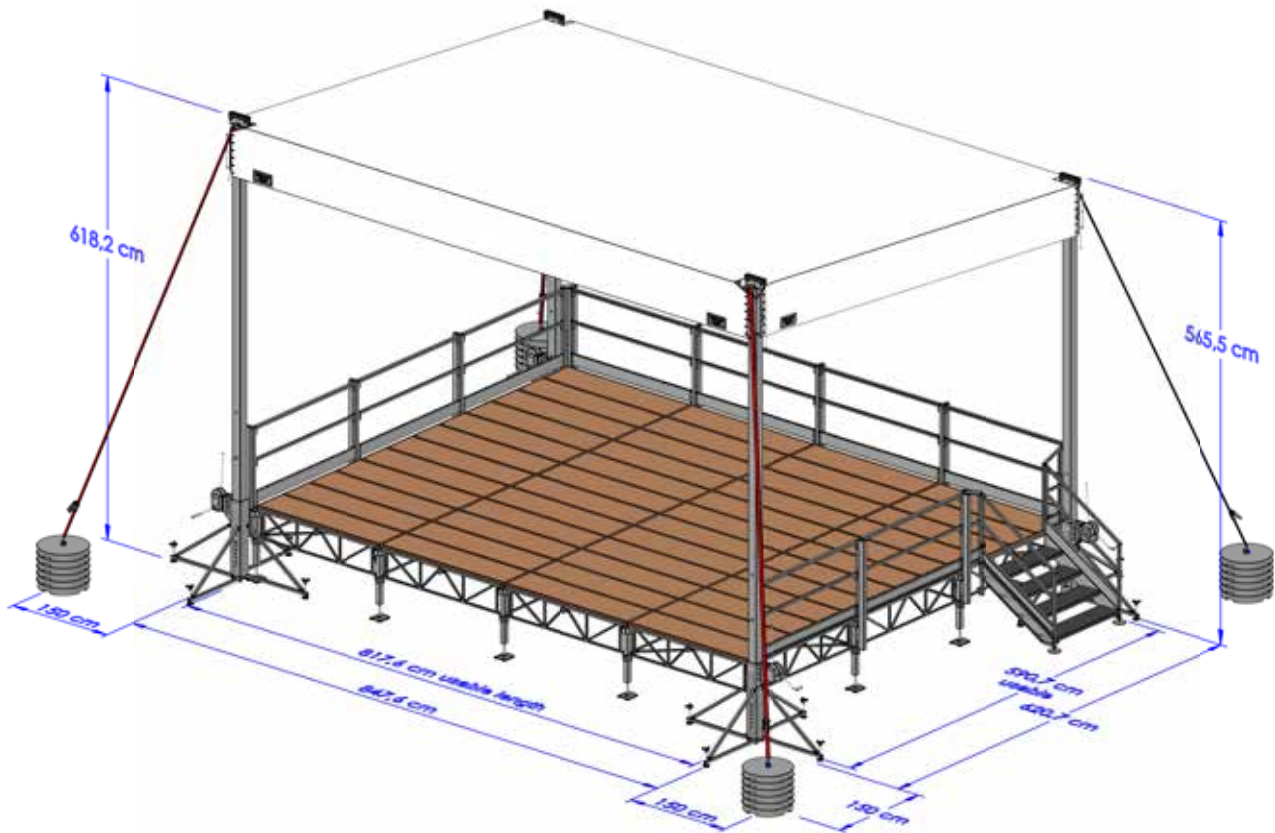
OPTIONS:

- Ballasts and anchoring devices (see dedicated page), to be calculated according to wind speed, structure use and position.
- Class 2 flameproof PVC tarpaulins for stage wings and backdrops (fitted with tracks and accessories).
- Electric motors equipped with control unit. Attention: electric motors are subject to current regulations as if they were bridge cranes and a yearly check is required.



THIS DRAWING IS TAKEN FROM THE TRUSS CATALOGUE

Project of a Sprint cover



Assembly time: about 2 hours - two people

Ballasting: $6.20 \times 8.50 \text{ m} = 420 \text{ kg}$ for each pillar, in normal wind conditions



Foto Arrigoni

SPRINT COVER

8.20 x 10.50 m - 8.20 x 12.50 m

SELF-INSTALLING - INDEPENDENT OF THE STAGE

TECHNICAL SPECIFICATIONS

Metal load-bearing structure made of:

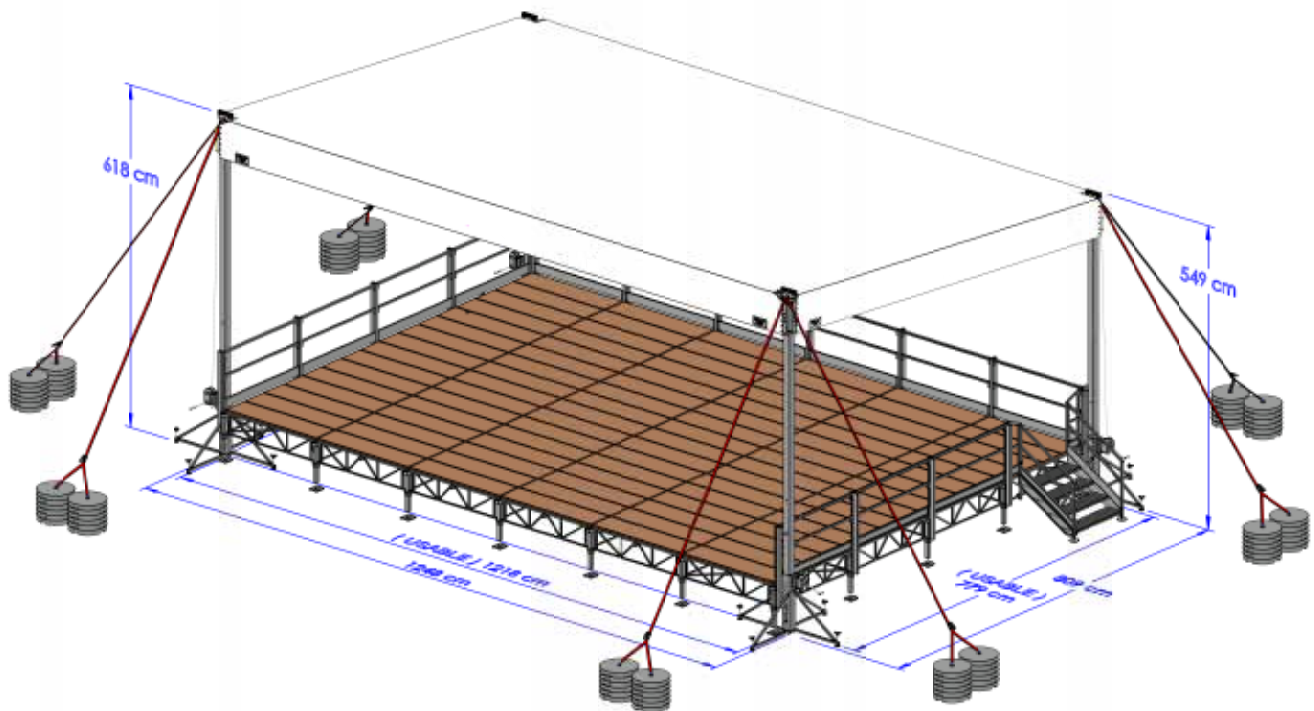
- 4 steel BASE SUPPORTS with vertical holes for aluminium pillar adjustment on uneven or sloping ground. The supports are fitted with stabilizing feet.
- MANUAL HOIST (capacity: 1,150 kg) fixed on each base with pins.
- 4 LOAD-BEARING PILLARS, made of natural anticorrosional aluminium alloy, front height: 6.00 m, rear height: 5.30 m. This difference in height creates a sloping roof for rainwater draining. A pulley support is fixed on the top of each pillar for the sliding of a LIFTING ROPE.
- 4 SLIDING steel TROLLEYS linked to the hoist with a certified steel ROPE, whose function is to lift or lower the ROOF. The pins inserted into each pillar make it possible to position the trolley at a minimum height level from the ground, which is useful when assembling the roof components, and at a preset maximum height (for shows performed on the stage below).
- PERIMETER BEAMS are anchored to 4 lifting trolleys with a bayonet locking system and pins. The whole perimeter is made of high tensile steel triangular-section beams and designed to bear the weight of the lighting system.
- TARPAULIN SUPPORTING TUBES in anticorrosional aluminium alloy. The tubes are laid on the front and rear beams and locked with pins.
- Class 2 flameproof PVC TARPAULIN fixed to the structure with a rope passing through eyelets. For short events, tarpaulins can be fixed with elastic joints.
- High tensile steel and anticorrosional aluminium alloy ensure the highest resistance and lightness. Easy and quick ASSEMBLY and DISASSEMBLY.
- Protective treatment: sandblasting + metalizing + painting (colour: grey).
- Documents: **technical report**, declaration of conformity, declaration of performance (DoP) with **CE label** and **use and maintenance manual**.

OPTIONAL:

- Ballasts and anchoring devices (see dedicated page), to be calculated according to wind speed, structure use and position.
- Class 2 flameproof PVC tarpaulins for stage wings and backdrops (fitted with tracks and accessories).
- Scallop / castellated / swallowtail pelmet.
- Electric motors equipped with control unit. Attention: electric motors are subject to current regulations as if they were bridge cranes and a yearly check is required.



Project of a Sprint cover



Assembly time: about 3.5 hours - three people

Ballasting: 8.20 x 10.50 m = 630 kg for each pillar, in normal wind conditions

8.20 x 12.50 m = 850 kg for each pillar, in normal wind conditions



SPRINT COVER

10.20 x 10.50 m - 10.20 x 12.50 m

SELF-INSTALLING - INDEPENDENT OF THE STAGE

TECHNICAL SPECIFICATIONS

Metal load-bearing structure made of:

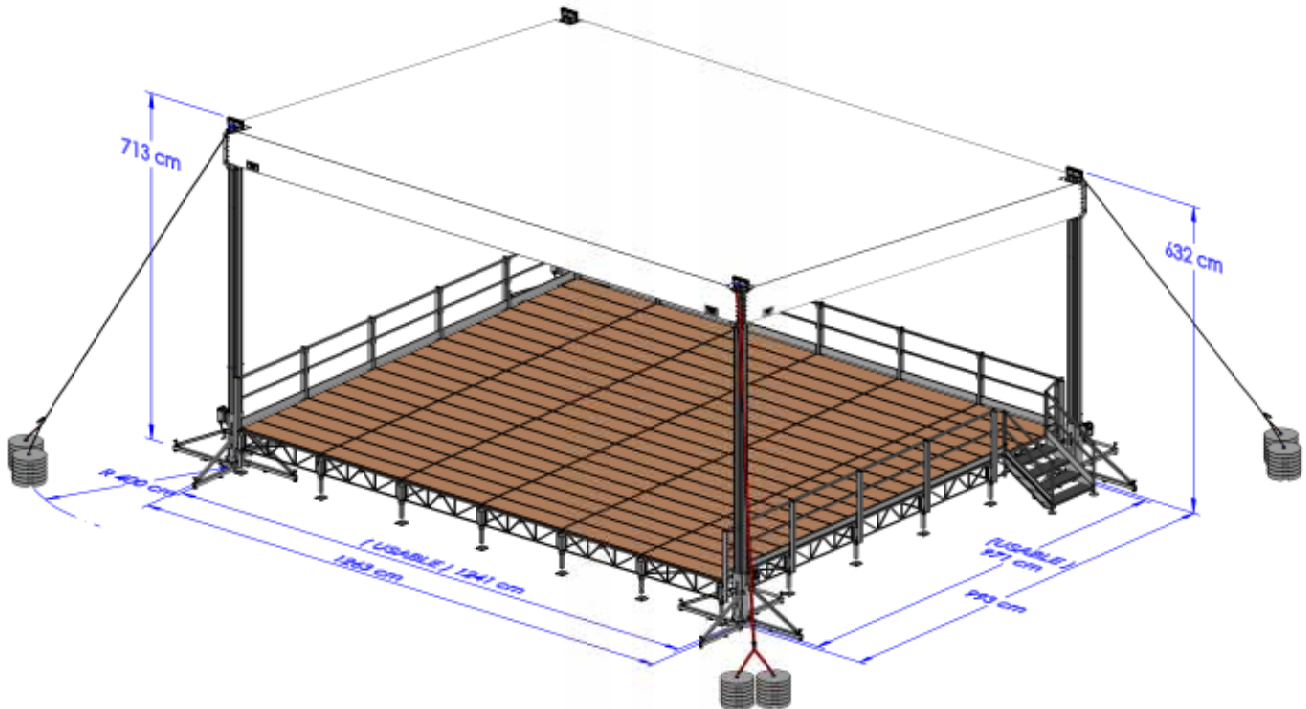
- 4 steel BASE SUPPORTS with vertical holes for aluminium pillar adjustment on uneven or sloping ground. The supports are fitted with stabilizing feet.
- MANUAL HOIST (capacity: 1,150 kg) fixed on each base with pins.
- 4 LOAD-BEARING PILLARS, made of natural anticorodal aluminium alloy, front height: 6.85 m, rear height: 6.00 m. This difference in height creates a sloping roof for rainwater draining. A pulley support is fixed on the top of each pillar for the sliding of a LIFTING ROPE.
- 4 SLIDING steel TROLLEYS linked to the hoist with a certified steel ROPE, whose function is to lift or lower the ROOF. The pins inserted into each pillar make it possible to position the trolley at a minimum height level from the ground, which is useful when assembling the roof components, and at a preset maximum height (for shows performed on the stage below).
- PERIMETER BEAMS are anchored to 4 lifting trolleys with a bayonet locking system and pins. The whole perimeter is made of high tensile steel triangular-section beams and designed to bear the weight of the lighting system.
- TARPAULIN SUPPORTING TUBES in anticorodal aluminium alloy. The tubes are laid on the front, central and rear beams and locked with pins.
- Class 2 flameproof PVC TARPAULIN fixed to the structure with a rope passing through eyelets. For short events, tarpaulins can be fixed with elastic joints.
- High tensile steel and anticorodal aluminium alloy ensure the highest resistance and lightness. Easy and quick ASSEMBLY and DISASSEMBLY.
- Protective treatment: sandblasting + metalizing + painting (colour: grey).
- Documents: **technical report**, declaration of conformity, declaration of performance (DoP) with **CE label** and **use and maintenance manual**.

OPTIONS:

- Ballasts and anchoring devices (see dedicated page), to be calculated according to wind speed, structure use and position.
- Class 2 flameproof PVC tarpaulins for stage wings and backdrops (fitted with tracks and accessories).
- Scallop / castellated / swallowtail pelmet.
- Electric motors equipped with control unit. Attention: electric motors are subject to current regulations as if they were bridge cranes and a yearly check is required.



Project of a Sprint cover



Assembly time: about 5 hours - four people

Ballasting: 10.20 x 10.50 m = 850 kg for each pillar, in normal wind conditions

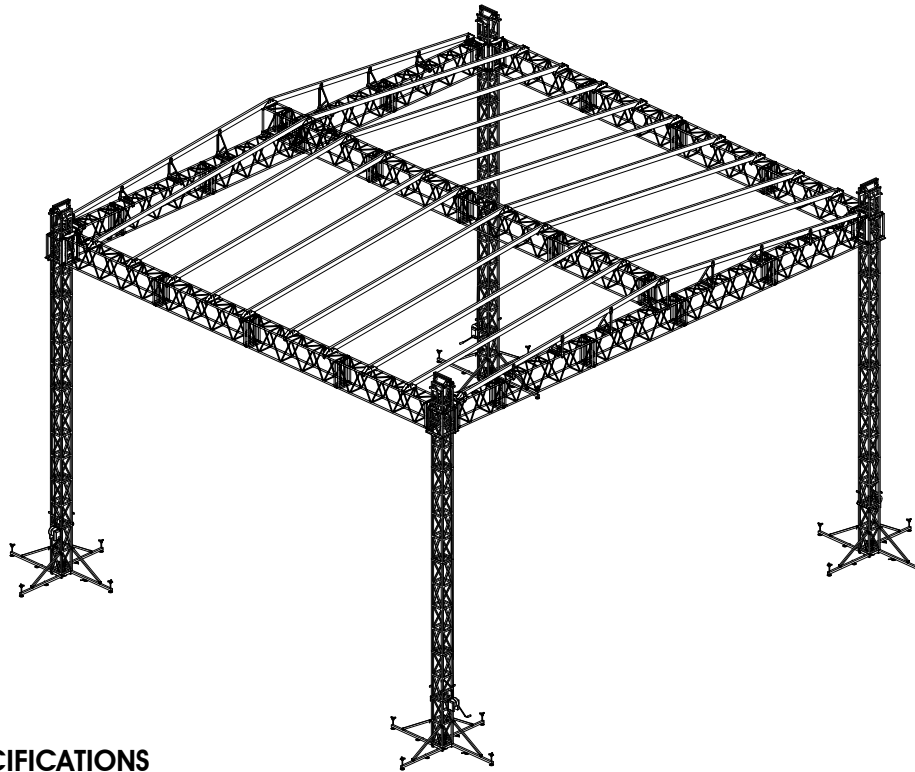
10.20 x 12.50 m = 1,200 kg for each pillar, in normal wind conditions



STRONG COVER

10.73 x 12.80 m

SELF-INSTALLING - INDEPENDENT OF THE STAGE - WITH TARPAULIN



TECHNICAL SPECIFICATIONS


- EXTERNAL SIZE: **10.73 x 12.80 m** - INTERNAL SIZE: **10.10 x 12.20 m**.
- 4 steel TRUSS PILLARS (size: 30 x 30 cm, HEIGHT 7.40 m), manual hoist capacity: 1,150 kg.
- Each pillar comes complete with a 208-cm base with an articulated joint, 4 feet, a sliding trolley, a pulley support, an 85-cm end truss, a 200-cm extension, a 150-cm extension, and a 100-cm extension.
- High tensile steel perimeter and central roof-ridge beams, suitable to bear the weight of the lighting system, are made of:
 - 20 rectangular trusses (58 x 35 cm, length: 248.2 cm);
 - 2 trusses (length: 126.2 cm) - 8 trusses (length: 44 cm);
 - 8 trolley supports.
- In case of concentrated loads, beams can be tightened using steel ropes.
- The gable roof drains rainwater on the sides of the structure. It is made of natural anticorrosive aluminium alloy rafters (18 rafters: 10 x 5 x 600 cm each - 4 rafters: 10 x 5 x 563.5 cm each).
- The class 2 flameproof PVC 680 g/m² tarpaulin is divided into two parts, which are joined with an aluminium profile. The pelmet is straight. The tarpaulin is fixed by using a nautical rope (5 mm) passing through eyelets and perimeter trusses. It is also fastened to some rafters to avoid movements due to wind.
- Pillar treatment: hot-dip galvanization.
- Perimeter treatment: sandblasting + metalizing + painting (colour: grey).
- Documents: **technical report**, declaration of conformity, declaration of performance (DoP) with **CE label** and **use and maintenance manual**.

OPTIONS:

- Class 2 flameproof PVC tarpaulin for stage wings and backdrops.
- Electric motors equipped with control unit (capacity: 1,000 kg). Attention: electric motors are subject to current regulations as if they were bridge cranes and a yearly check is required.
- Gradual release nylon ratchet strap.
- Concrete ballasts / steel ground anchors.



Projects of Strong covers



The stage in this picture is for illustrative purposes only and is sold separately

Assembly time: about 4 hours - four people

Ballasting: 1,120 kg for each pillar, in normal wind conditions



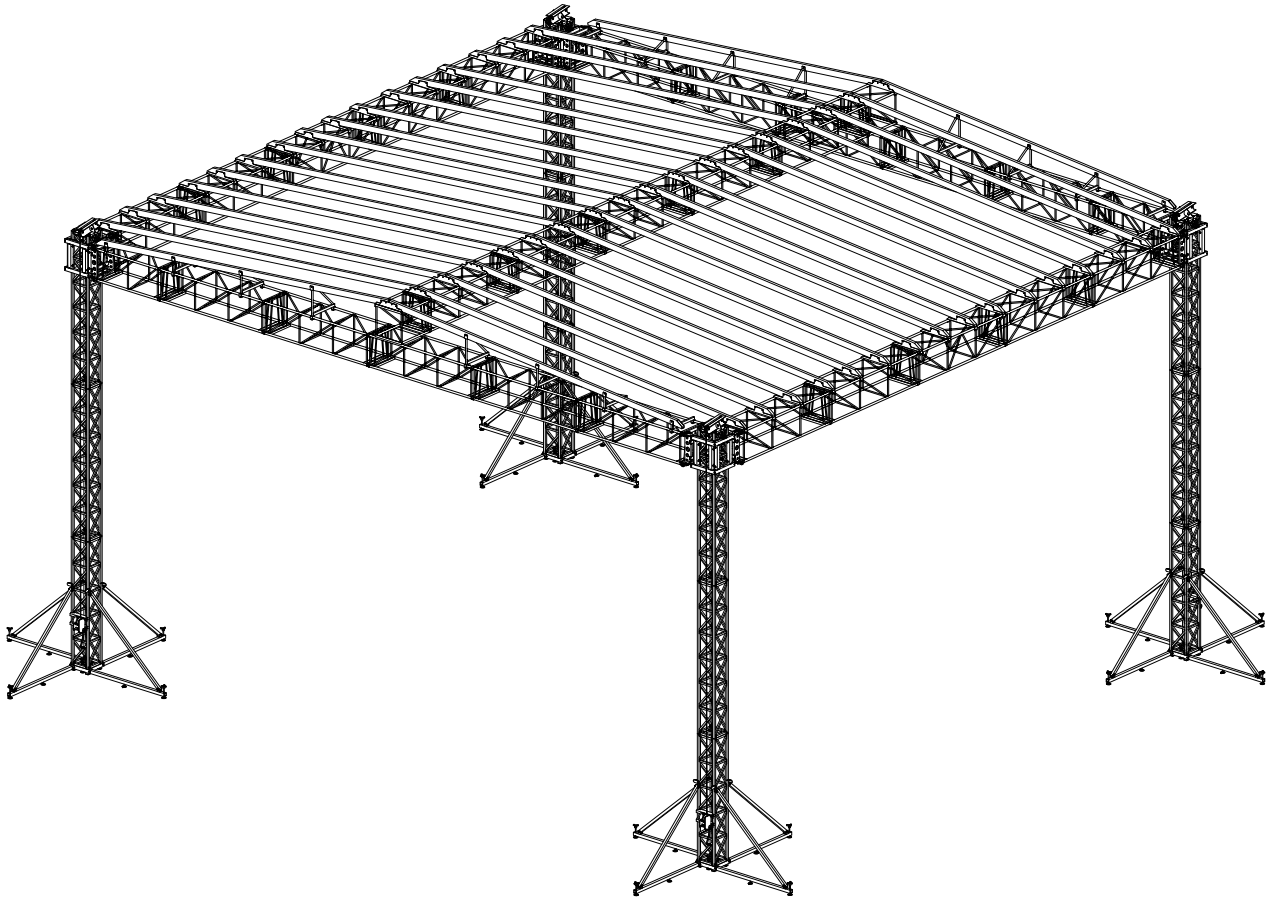
Stage, cover,
backstage and
scenic design
made by Selvolina



STRONG COVER

13.76 x 15.26 m

SELF-INSTALLING - INDEPENDENT OF THE STAGE - WITH TARPAULIN



TECHNICAL SPECIFICATIONS

- EXTERNAL SIZE: **13.76 x 15.26 m** - INTERNAL SIZE: **12.96 x 14.46 m**.
- 4 steel TRUSS PILLARS (size: 40 x 40 cm, HEIGHT 8 m), manual hoist capacity: 1,150 kg.
- Each pillar comes complete with stabilizing feet, a sliding trolley, and a pulley support.
- High tensile steel perimeter and central roof-ridge beams are made of square trusses (64 x 64 cm - length: 248 cm) and 8 trolley supports. Suitable to bear the weight of the lighting system. In case of concentrated loads, beams can be tightened using steel ropes.
- The gable roof drains rainwater on the sides of the structure. It is made of 36 natural anticorrosional aluminium alloy rafters (size: 12 x 6 x 780 cm each).
- The class 2 flameproof PVC 680 g/m² tarpaulin (colour: ivory) is divided into two parts, which are joined with an aluminium profile. The pelmet is straight. The tarpaulin is fixed by using a nautical rop (Ø 5 mm) passing through eyelets and perimeter trusses. It is also fastened to some rafters to avoid movements due to wind.
- Pillar treatment: hot-dip galvanization.
- Perimeter treatment: sandblasting + metalizing + painting (colour: grey).
- Documents: **technical report**, declaration of conformity, declaration of performance (DoP) with **CE label** and **use and maintenance manual**.

OPTIONS:

- Class 2 flameproof PVC tarpaulin for stage wings and backdrops.
- Gradual release nylon ratchet strap.
- Electric motors equipped with control unit (capacity: 1,000 - 1,600 kg). Attention: electric motors are subject to current regulations as if they were bridge cranes and a yearly check is required.
- Concrete ballasts / steel ground anchors.

Projects of Strong covers



Assembly time: about 8 hours - four people, and a crane truck
Ballasting: 2,500 kg for each pillar, in normal wind conditions



POWER COVER

MOTORISED LIFTING SYSTEM

Truss structure in high quality hot-dip galvanized steel, with PVC tarpaulin, independent of the stage. Motorised lifting system with pulleys (2,500 kg each) simultaneously driven by a control unit.

TECHNICAL SPECIFICATIONS

- external dimensions: 15.5 x 13 m;
- shed roof, front height: 9.52 m, rear height: 8.53 m;
- weight: 8,615 kg;
- wind resistance: 28 m/s;
- suspended loads capacity (total 1,800kg):
 - option **A**: 30 kg/m on perimeter beams;
 - option **B**: 20 kg/m on all beams;
 - option **C**: 300 kg on pillars + 10 kg/m on all beams;
- suitable for the Deluxe stage (14 x 12 m).

Steel structure made of:

- 4 load-bearing pillars made of high quality steel square trusses (side: 50 cm), front height: 9.52 m, rear height: 8.53 m. This difference in height creates a sloping roof for rainwater draining. Fitted with:
 - fixing base on reinforced concrete plinths;
 - support for electric chain pulleys;
 - electric chain pulley capacity: 2,500 kg, with chain housing;
 - upper pulley support for the sliding of the lifting chain;
 - sliding trolley connected to the electric pulley by means of a chain, which lifts or lowers the roof;
 - limit switch for the minimum and maximum position of the trolley;
 - safety hook to block the roof at its highest point;
- rectangular truss perimeter beams, h: 50 x 70 m, in high quality steel, anchored to 4 lifting trolleys with inclined connectors fixed with 8-8 bolts, screws and washers. The perimeter beams are designed to bear the weight of the lighting and sound system (maximum load capacity: 30 kg/m);
- rectangular truss central beams, h: 50 x 70 m, in high quality steel, anchored to the perimeter beams with 8-8 bolts, screws and washers. The central beams serve the purpose to brace the aluminium supporting beams;
- tarpaulin supporting tubes in anodized aluminium alloy; the tubes are laid on the perimeter and central and locked with pins;
- class 2 flameproof PVC tarpaulin fixed to the structure with a rope passing through eyelets. *eseguita da azienda specializzata secondo la normativa ISO 1461.*

Anti-corrosion treatments: hot-dip galvanization carried out by a qualified company in compliance with ISO 1461;


DOCUMENTS: technical report, declaration of conformity, declaration of performance (DoP) with **CE label** and **use and maintenance manual**.

REFERENCE REGULATION: Selvoline® roof systems are designed and manufactured in compliance with the following current regulations: Machinery Directive 2006 / 42 / CE, Italian Ministerial Decree of 17 January 2018 (NTC 2018), EN 13782, and EN 1090-1.

OPTIONS:

- Ballasts and anchoring devices (see dedicated page), to be calculated according to wind speed, structure use and position;
- Class 2 flameproof PVC tarpaulins for stage wings and backdrops (fitted with tracks and accessories);
- Scallop / castellated / swallowtail pelmet.

Projects of Power covers



PORTALS and DRIVE-INS

12 x 12 cm - 20 x 20 cm PILLARS

These portals are assembled using the pillars, the front and rear trusses of Sprint covers.
Manual hoist capacity: 1,150 kg.

Anticorodal aluminium alloy pillars, size: 12 x 12 cm, available heights: 550 - 600 - 690 cm.

Anticorodal aluminium alloy pillars, size: 20 x 20 cm, available heights: 650 - 850 cm.

Linking trusses: any type of truss (see the Selvoline® truss catalogue). Truss type must be chosen according to length, load capacity and use.

Ballasts must be chosen according to structure position and height as well as wind conditions.

OPTIONS:

- Ballasts (see dedicated page).
- Technical report.



Portal with pillars (height: 850 cm), and high tensile steel 64 x 64-cm tightened trusses.
Portal width: 22.50 m